FLEXIBLE POWER & GROUNDING

Braid Solutions

BURNDY®

Connecting Power to Your World®

HUBBELL®

Flexible Grounding and Power Options

One of our signature products, BURNDY® Braid Assemblies are an economical and efficient means of protecting electrical equipment from the potentially harmful effects of:

- Shock and vibration
- Terminal or connection area expansion due to temperature changes
- Movement of components
- Misalignment that may occur during the service life of electrical equipment and machinery
- Seasonal movement of outdoor equipment (common in substations)

From shunts and power shunts to grounding jumpers, busbar connections, flexible leads, bonding straps, cable jumpers and flexible gate jumpers—braid assemblies are referred to by many names.

You name it. We can do it. Rely on BURNDY to engineer, manufacture and supply the right configuration for your project.

Customization Options

We can help you determine the type of braid that will work best in your situation and then discuss our engineering and manufacturing capabilities to customize your order. Call our Customer Service Representatives and take advantage of our 90 years of experience in the electrical industry.

Custom Variations

Drilling
- Shock and vibration
- Undrilled
- Elongated (slotted) holes
- Special hole patterns and location
- Metric
- NEMA

Plating
- Tin
- Silver
- Nickel
- Unplated

Length
- Jumper (overall)
- Ferrule(s) contact

Insulated (covered)
- Tubular
- Heat shrink

Split Braid Assemblies
- Stacked
- Side-by-side

Multiple Ferrules

Preformed Configurations
- Offset contact surfaces
- Angular (e.g. 90°, 180°) bends
- Ferrule contact surfaces rotated 90° on braid axis

Combined Braid Assemblies

Combined Connector — Braid Assemblies

Ferrule Variations
- Belled/unbelled
- Width/thickness
- Contact length
- Special shaping
- Bent at angle°

High Ampacity Requirements

Current Carrying Capacity

Flexible copper braid has generally better heat dissipation properties than flat bar, cable or other conductors, and therefore can be expected to have a greater current carrying capacity for given cross-sectional area. This is due to its greater surface area resulting from the woven construction of fine strands. However, ventilation, due to the vertical convection current of air, is appreciably better when the long axis of the braid is vertical rather than horizontal, so that the long sides of the braid, rather than the edges, are exposed to the moving air. **This is particularly true when spaced braids are used in multiple as can be seen by comparing Figure 1 and 2.**

To take full advantage of ventilation, the cooling convection current of air should be permitted to flow freely between the braids. **Therefore, if possible, the braids should be spaced apart, rather than bunched together, as illustrated in Figure 3.** The effectiveness of spacing is, of course, greater when the braids are in a vertical position.

Bulk Braid

Bulk braid can be ordered with a minimum order quantity of 10 feet. Specify feet in number of inches.

Example: 10 feet of 190 ampere braid is Catalog No. BB077L120.

Catalog Number	Indoor Rating Amps	Equiv Circular Area	Approx Weight Per Ft
BB024L	75	24,000	0.06
BB048L	95	48,000	0.16
BB067L	110	67,000	0.22
BB077L	190	77,184	0.24
BB154L	340	153,700	0.49
BB226L	360	231,552	0.76
BB300L	415	300,000	1.06

Fig. 1

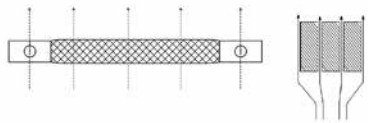

Conventional current have maximum cooling effect with braid in vertical position

Fig. 2

Note lack of ventilation here

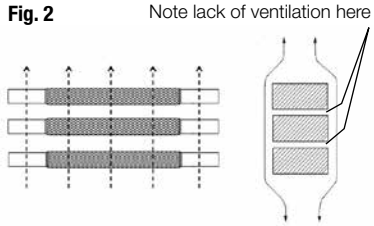

Ventilation less efficient with braid in horizontal position

Fig. 3

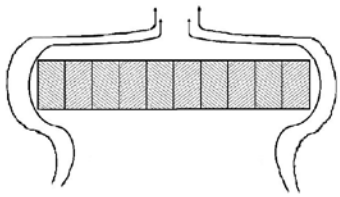

Closely bunched arrangement

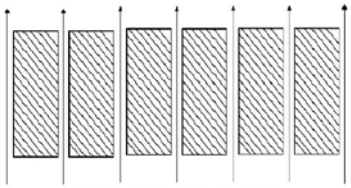

OPEN ARRANGEMENT
Cooling due to convection current much more effective with spaced braid

What We Need to Know

When ordering, be sure to provide the following standard requirements for bare braid untinned ferrules:

- ❑ **Overall length (including ferrules)**
- ❑ **Ferrule width and length**
- ❑ **The mounting hole size and number of needed holes**
- ❑ **Needed hole pattern (note: drilling required to accommodate hardware)**
- ❑ **Amperage or wire size equivalent**

Call us today at 800-346-4175 to get started!

KEY	
Ferrule	
Connector	

Green Covered Jumpers

Catalog Number	Wire Equiv	Length in inches	Ends	Stud Hole	Heat Shrink Color
CCY10L6LT12G	#10 AWG	6	Connector	1/2	Green
CCY10L9LT12G	#10 AWG	9	Connector	1/2	Green
CCY10L12LT12G	#10 AWG	12	Connector	1/2	Green
CCY10L18LT12G	#10 AWG	18	Connector	1/2	Green
CCY10L24LT12G	#10 AWG	24	Connector	1/2	Green
CCY10L12LT1090G	#10 AWG	12	Connector	#8-10	Green
CCY10L18LT1090G	#10 AWG	18	Connector	#8-10	Green
CCY10L24LT1090G	#10 AWG	24	Connector	#8-10	Green
CCY10L6LT38G	#10 AWG	6	Connector	3/8	Green
CCY10L9LT38G	#10 AWG	9	Connector	3/8	Green
CCY10L12LT38G	#10 AWG	12	Connector	3/8	Green
CCY10L18LT38G	#10 AWG	18	Connector	3/8	Green
CCY10L24LT38G	#10 AWG	24	Connector	3/8	Green

Green and Yellow Covered Jumpers

Catalog Number	Wire Equiv	Length in inches	Ends	Stud Hole	Heat Shrink Color
CCY10L7LT14GY	#10 AWG	7	Connector	1/4	Green/Yellow
CCY10L9LT14GY	#10 AWG	9	Connector	1/4	Green/Yellow
CCY10L12LT14GY	#10 AWG	12	Connector	1/4	Green/Yellow
CCY10L14LT14GY	#10 AWG	14	Connector	1/4	Green/Yellow
CCY10L18LT14GY	#10 AWG	18	Connector	1/4	Green/Yellow

Black Covered Jumpers

Catalog Number	Wire Equiv	Length in inches	Ends	Stud Hole	Heat Shrink Color	Approx Ampere Rating	
						Indoor	Outdoor
BB024L12LT14B	#6 AWG	12	Connector	1/4	Black	75	100
BB024L18LT14B	#6 AWG	18	Connector	1/4	Black	75	100
BB024L24LT14B	#6 AWG	24	Connector	1/4	Black	75	100
BD12NB	#1 AWG	12	Ferrule	2 hole NEMA	Black	190	225
BD18NB	#1 AWG	18	Ferrule	2 hole NEMA	Black	190	225
BD24NB	#1 AWG	24	Ferrule	2 hole NEMA	Black	190	225

Flexible Copper Braid, Bonding Jumpers, Bonding Straps

Catalog Number	Number of Braids in Ferrules	Wire Equivalent	Length in inches	Ends	Stud Hole	Approx Ampere Rating	
						Indoor	Outdoor
BB024L6T14	1	#6 AWG	6	Ferrule	1/4	75	100
BB024L9T14	1	#6 AWG	9	Ferrule	1/4	75	100
BB048L6T14	1	#4 AWG	6	Ferrule	1/4	95	150
BB048L9T14	1	#4 AWG	9	Ferrule	1/4	95	150
BB067L6T14*	1	#2 AWG	6	Ferrule	1/4	110	180
BB067L9T14*	1	#2 AWG	9	Ferrule	1/4	110	180
BD6T14*	1	#1 AWG	6	Ferrule	1/4	190	225
BD9T14*	1	#1 AWG	9	Ferrule	1/4	190	225

***UL Listed and CSA Certified**

Stainless Steel Braid

Catalog Number	Wire Equiv	Length in inches	Ends	Stud Hole	Heat Shrink Color
BB024SSL6LT516	#6 AWG	6	Connector	5/16	None
BB024SSL9LT516	#6 AWG	9	Connector	5/16	None
BB024SSL12LT516	#6 AWG	12	Connector	5/16	None
BB024SSL6LT38	#6 AWG	6	Connector	3/8	None
BB024SSL9LT38	#6 AWG	9	Connector	3/8	None
BB024SSL12LT38	#6 AWG	12	Connector	3/8	None
BB024SSL6LT14	#6 AWG	6	Connector	1/4	None
BB024SSL9LT14	#6 AWG	9	Connector	1/4	None
BB024SSL12LT14	#6 AWG	12	Connector	1/4	None
BB024SSL6T14	#6 AWG	6	Ferrule	1/4	None

Flexible Copper Braid

Catalog Number	Number of Braids in Ferrules	Wire Equivalent	Length in inches	Ends	Stud Hole	Approx Ampere Rating	
						Indoor	Outdoor
BD12	1	#1 AWG	12	2 hole Ferrule	3/8	190	225
BD12N	1	#1 AWG	12	2 hole Ferrule	1/2	190	225
BD18	1	#1 AWG	18	2 hole Ferrule	3/8	190	225
BD18N	1	#1 AWG	18	2 hole Ferrule	1/2	190	225
BD24	1	#1 AWG	24	2 hole Ferrule	3/8	190	225
BD24N	1	#1 AWG	24	2 hole Ferrule	1/2	190	225
BE12	1	3/0 AWG	12	2 hole Ferrule	3/8	340	405
BE12N	1	3/0 AWG	12	2 hole Ferrule	1/2	340	405
BE18	1	3/0 AWG	18	2 hole Ferrule	3/8	340	405
BE18N	1	3/0 AWG	18	2 hole Ferrule	1/2	340	405
BE24	1	3/0 AWG	24	2 hole Ferrule	3/8	340	405
BE24N	1	3/0 AWG	24	2 hole Ferrule	1/2	340	405
BF12	1	4/0 AWG	12	2 hole Ferrule	3/8	360	430
BF12N	1	4/0 AWG	12	2 hole Ferrule	1/2	360	430
BF18	1	4/0 AWG	18	2 hole Ferrule	3/8	360	430
BF18N	1	4/0 AWG	18	2 hole Ferrule	3/8	360	430
BF24	1	4/0 AWG	24	2 hole Ferrule	3/8	360	430
BF24N	1	4/0 AWG	24	2 hole Ferrule	1/2	360	430
BG12	1	300 kcmil	12	2 hole Ferrule	3/8	415	495
BG12N	1	300 kcmil	12	2 hole Ferrule	1/2	415	495
BG18	1	300 kcmil	18	2 hole Ferrule	3/8	415	495
BG18N	1	300 kcmil	18	2 hole Ferrule	1/2	415	495
BG24	1	300 kcmil	24	2 hole Ferrule	3/8	415	495
BG24N	1	300 kcmil	24	2 hole Ferrule	1/2	415	495
B2D12	2	154 kcmil	12	2 hole Ferrule	3/8	380	455
B2D12N	2	154 kcmil	12	2 hole Ferrule	1/2	380	455
B2E12	2	308 kcmil	12	2 hole Ferrule	3/8	530	635
B2E12N	2	308 kcmil	12	2 hole Ferrule	1/2	530	635
B2F12	2	464 kcmil	12	2 hole Ferrule	3/8	600	720
B2F12N	2	464 kcmil	12	2 hole Ferrule	1/2	600	720
B2G12N	2	600 kcmil	12	2 hole Ferrule	1/2	700	840
B3D12	3	231 kcmil	12	2 hole Ferrule	3/8	470	560
B3D12N	3	231 kcmil	12	2 hole Ferrule	1/2	470	560
B3E12	3	462 kcmil	12	2 hole Ferrule	3/8	700	840
B3E12N	3	462 kcmil	12	2 hole Ferrule	1/2	700	840
B3F12	3	696 kcmil	12	2 hole Ferrule	3/8	820	980
B3F12N	3	696 kcmil	12	2 hole Ferrule	1/2	820	980
B3G12	3	900 kcmil	12	2 hole Ferrule	3/8	960	1150
B3G12N	3	900 kcmil	12	2 hole Ferrule	1/2	960	1150
B4D12	4	308 kcmil	12	2 hole Ferrule	3/8	600	720
B4D12N	4	308 kcmil	12	2 hole Ferrule	1/2	600	720
B4E12	4	616 kcmil	12	2 hole Ferrule	3/8	850	1020
B4E12N	4	616 kcmil	12	2 hole Ferrule	1/2	850	1020
B4F12	4	928 kcmil	12	2 hole Ferrule	3/8	1000	1200
B4F12N	4	928 kcmil	12	2 hole Ferrule	1/2	1000	1200
B4G12N	4	1200 kcmil	12	2 hole Ferrule	1/2	1200	1440

NOTE: Equivalent sizes may be designated by suffix letters representing various in length, mounting configurations, pad size and finish. Contact factory for details. For Tin plated ferrules add suffix-TN to the catalog number.



Braid

Catalog Number	Wire Equiv	Length in inches	Ends	Stud Hole	Heat Shrink Color	Approx Ampere Rating	
						Indoor	Outdoor
BB024L8LT14	#6	8	Connector	1/4	None	75	100
BB024L12LT14	#6	12	Connector	1/4	None	75	100
BB02418LT14	#6	18	Connector	1/4	None	75	100
BB024L24LT14	#6	24	Connector	1/4	None	75	100
BB036L9T14	#5	9	Ferrule	1/4	None	85	125
BB036L12T14	#5	12	Ferrule	1/4	None	85	125
BB036L18T14	#5	18	Ferrule	1/4	None	85	125
BB048L12LT14	#4	12	Connector	1/4	None	95	150
BB048L18LT14	#4	18	Connector	1/4	None	95	150
BB048L24LT14	#4	24	Connector	1/4	None	95	150
BB048L12LT38	#4	12	Connector	3/8	None	95	150
BB048L18LT38	#4	18	Connector	3/8	None	95	150
BB048L24LT38	#4	24	Connector	3/8	None	95	150
BB048L12LT12	#4	12	Connector	1/2	None	95	150
BB048L18LT12	#4	18	Connector	1/2	None	95	150
BB048L24LT12	#4	24	Connector	1/2	None	95	150
BE12T716*	3/0	12	Ferrule	5/8	None	340	405
BE18T716*	3/0	18	Ferrule	5/8	None	340	405
BE12T58*	3/0	24	Ferrule	5/8	None	340	405
BE18T58*	3/0	6	Ferrule	7/16	None	340	405
BE24T58*	4/0	12	Ferrule	7/16	None	360	430
BE6T716*	4/0	18	Ferrule	7/16	None	360	430
BF6T716*	300	6	Ferrule	7/16	None	415	495
BF12T716*	300	8	Ferrule	7/16	None	415	495
BF18T716*	300	12	Ferrule	7/16	None	415	495
BG6T716*	300	12	Ferrule	1/2	None	415	495
BG8T716*	4/0	6	Ferrule	7/16	None	360	430
BG12T716*	3/0	12	Ferrule	7/16	None	340	405
BG12T12*	3/0	18	Ferrule	7/16	None	340	405

***UL Listed and CSA Certified**

Bulk Braid

Catalog Number	Wire Equiv	Length per feet
BB024L300	#6 AWG	25
BB024L600	#6 AWG	50
BB024L1200	#6 AWG	100
BB048L300	#4 AWG	25
BB048L600	#4 AWG	50
BB048L1200	#4 AWG	100
BB067L300	#2 AWG	25
BB067L600	#2 AWG	50
BB067L1200	#2 AWG	100
BB077L300	#1 AWG	25
BB077L600	#1 AWG	50
BB077L1200	#1 AWG	100
BB154L300	3/0 AWG	25
BB154L600	3/0 AWG	50
BB154L1200	3/0 AWG	100
BB226L300	4/0 AWG	25
BB226L600	4/0 AWG	50
BB226L1200	4/0 AWG	100
BB300L300	300 kcmil	25
BB300L600	300 kcmil	50
BB300L1200	300 kcmil	100

BURNDY® Braid Video

www.burndy.com | 1-800-346-4175

Customer Service Department
7 Aviation Park Drive
Londonderry, NH 03053
1-800-346-4175
1-603-647-5299 (International)

Canada
1-800-361-6975 (Quebec)
1-800-387-6487 (All other provinces)

Mexico
011-52-722-265-4400

Brazil
011-55-11-5515-7225

Tool Service Center
Littleton Industrial Park
Littleton, NH 03561
1-800-426-8720

BURNDY®

Connecting Power to Your World®

HUBBELL®

© BURNDY LLC, 2015